

VEX BEAM 135

A Contemporary LED Flood Light With A Choice of
Colour Options & Beam Angles

135mm Diameter | Indoor & Outdoor Use



Integrated Driver



Features & Benefits

Robust Construction

A high-quality, powder-coated, die-cast aluminium body and a tempered glass outer lens ensures this luminaire will last.

Pick Your Colour

Available in a choice of static white CCTs or as tunable RGBW.

Beam Angle Selections

Choose from multiple beam angles from an ultra narrow 2.5°, to a wide 60°.

Anti-Glare Accessories

Reduce glare from this luminaire with integrated snoot or honeycomb louvre accessories.

Choose Your Control

Control options for the integrated driver include:
On/off, 0-10V PWM, Dali and DMX.

Compliance

UKCA, CE, IP66

5-Year Warranty

Standard 5-year warranty, L70 (Static White) @ >50,000 hours.

LIGHT OUTPUT INFORMATION

Efficacy (lm/W)

Fixture Type	Power Output	Static White			RGBW ¹				
		2700K	3000K	4000K	Max	Red	Green	Blue	White (3000K)
Beam 135	25W	70	75	80	-	-	-	-	-
	36W	-	-	-	45	25	75	10	75

Luminaire Lumen Output (lm)

Fixture Type	Power Output	Static White			RGBW ¹				
		2700K	3000K	4000K	Max	Red	Green	Blue	White (3000K)
Beam 135	25 W	1750	1875	2000	-	-	-	-	-
	36 W	-	-	-	1620	225	675	90	675

The values above are specified at CRI = 80

If the data that you require is missing, please contact your Vexica representative

LED Quantity	6	
CRI	80 (White Only)	
LED Binning	3 SDCM (White Only)	
Dimmable	Yes	
Beam Angle	Static White	2.5°, 8°, 12°, 20°, 30°, 45°, 60°, 10°x60°
	RGBW	9°, 15°, 20°, 30°, 45°, 15°x60°

¹ RGBW consists of 4 channels (Red, Green, Blue & White), each capable of outputting 1/4 of the total luminaire power output. The 'Max' value is taken when all four channels are at 100% and the fixture is running at its maximum power output.

Vexica run regular development cycles, continuously optimising and balancing product specifications to best suit our customers. All information therefore, is intended as a guide and specifications may change on occasion without notice or announcement. Technical data is measured under controlled conditions, expected performance is within +/- 10% of advertised figures. Luminaire output stated is actual value from the luminaire itself. Information provided above is intended as a description of the product and shall not be used in the form of any contract.

ELECTRICAL INFORMATION

Power Options	Static White	25 W
	RGBW	36 W
Input Voltage	100 - 305 VAC	
Cable Entry	Rear Feed Entry	
Connection Type	Static White	1m 3-Core Power Cable
	RGBW	1m 3-Core Power Cable
		1m 4-Core Signal Cable
Control Method	On/Off (Standard for Static White)	
	0 - 10V	
	DMX (Standard for RGBW)	
	DALI	

PHYSICAL & ENVIRONMENTAL INFORMATION

Housing Colour	<div></div> Grey (RAL9023)
Finish	Powder Coated Die-Cast Aluminium, Tempered Glass
Ambient Operating Temperature	-20°C to +55°C
Ambient Storage Temperature	-55°C to +70°C
IP Rating	IP66
IK Rating	IK08

LED CCT/COLOUR OPTIONS

STATIC WHITE
2700K, 3000K, 4000K

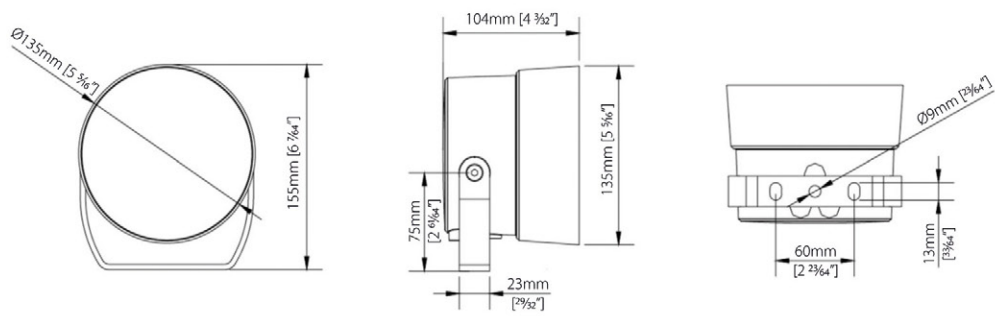


TUNABLE COLOUR
RGBW



PRODUCT DIMENSIONS

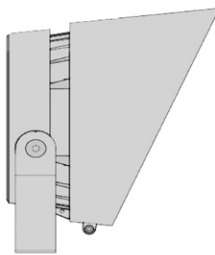
Barrel Diameter (mm)	135
Height (mm)	155
Depth (mm)	104
Weight (kg)	1.5



ACCESSORIES

ANTI-GLARE SNOOT


Integrated anti-glare shield for luminaire



ORDER CODE: 025056

HONEYCOMB LOUVRE

Integrated glare reduction honeycomb



ORDER CODE: 025057

FIXTURE ORDERING

Project Name

1) FIXTURE & OUTPUT TYPE

PRODUCT	CCT/LED COLOUR	
VEX-BEAM-135		
Vex-Beam 135 is a contemporary exterior LED Flood Light Die-Cast Aluminium Body with Toughened Glass Lens 135mm Diameter,	2700K 3000K 4000K RGBW-3000K	Static White (2700K) Static White (3000K) Static White (3500K) RGBW (3000K)

2) POWER & IP RATING

POWER OPTION	IP RATING		
	IP66		
25W 36W	25W (Static White Only) 36W (RGBW Only)	IP66	Water & Dust Proof Suitable for outdoor use

3) BEAM ANGLE & CONTROL TYPE

BEAM ANGLE				CONTROL TYPE	
STATIC WHITE		RGBW		OO 0-10V DALI DMX-512	On/Off (Standard for Static White) 0-10V PWM Dimming DALI Controlled Dimming DMX Controlled Dimming (Standard for RGBW)
2.5	2.5°	9	9°		
8	8°	15	15°		
12	12°	20	20°		
20	20°	30	30°		
30	30°	45	45°		
45	45°	15x60	15°x60°		
60	60°				
10x60	10°x60°				

PRODUCT CODE:

EXAMPLE: VEX - BEAM - 135 - 2700K - 25W - IP66 - 60 - DMX - 512

ACCESSORIES

PART NO.	DESCRIPTION	PRODUCT CODE
025056	Integrated Snoot/Hood	VEX-BEAM-135-ACCESSORY-SNOOT
025057	Anti-Glare Honeycomb Louvre	VEX-BEAM-135-ACCESSORY-HONEYCOMB-LOUVRE

STANDARDS & CERTIFICATIONS

Compliance

Standard Marks



Environmental Suitability

Recyclable

Aluminium body recyclable where facilities exist.

Reliability

Quality Assurance

All products are carefully selected and tested by Vexica so that you can be assured of their quality, function and reliability.

Warranty & Terms

Terms & Conditions

Warranty Registration

For details on our warranty and business terms, please click or scan the QR Code.

Notes